

Activity Sheet

Before your Trip

What Animal Am I?


Objective: To get children to think about how animals look, move and sound.

Procedure: Begin this activity by asking the children what makes humans different from other animals (how we look, walk, eat, etc.), and how animals are different from each other. To prepare your students to learn to be aware of these differences, try using one or more of the following activities.

'What do I Wear?' Cut out some outlines of different animals from old boxes, but do not color them in (you want them to be silhouettes). For example, you might cut out silhouettes of a bird, snake, mammal, turtle and person. Make pictures of fur, feathers, scales and shells (or you could cut them out of magazines instead!). Have the children decide which 'clothing' goes on which animal.

"What Do I Hear?" Many animals rely on their keen sense of hearing to survive. Take the children outside and ask them to sit quietly for a few moments and listen. Have them hold a finger up for each new sound they hear. After a few minutes, talk about what each sound might have told them about their surroundings.

"Animal Movement Relay Race" You will need to be outside in a large open space for this activity. Break the children into two teams. Assign each team member a different form of animal movement (for example: hopping, slithering, crab walk, etc.). Have the children do a relay race using their method of movement rather than plain old running. (Be sure to have a camera handy! This activity will have everyone laughing!)




Activity Sheet

At the Zoo

Connect the animals to the areas in which they live:




Red-crowned Cranes




Sloth Bear



Fennic Fox



Lions



DeBrazza Monkey







Kangaroo

Activity Sheet

During or after you trip

What do I Eat?

Connect the animal to the type of food you think it eats.



Zoo Evaluation

Please take a few moments after your visit to fill out this evaluation and leave it at the Admissions Desk.

Your comments will help us make the Zoo better!

Thank you for your time and input.



Date visited: _____ Weather: _____

Please rate the following items according to the scale mentioned.

	Poor	Needs Improvement	Good	Very Good	Excellent
Admission Fee	1	2	3	4	5
Exhibits	1	2	3	4	5
Graphics and other signage	1	2	3	4	5
Accessibility/Visibility	1	2	3	4	5
Gift Shop	1	2	3	4	5
Concessions	1	2	3	4	5
Grounds	1	2	3	4	5

What was your favorite exhibit? Why?

What animals would you like to see in the Zoo?

Other comments and thoughts: